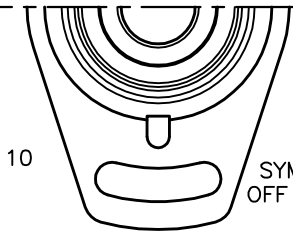


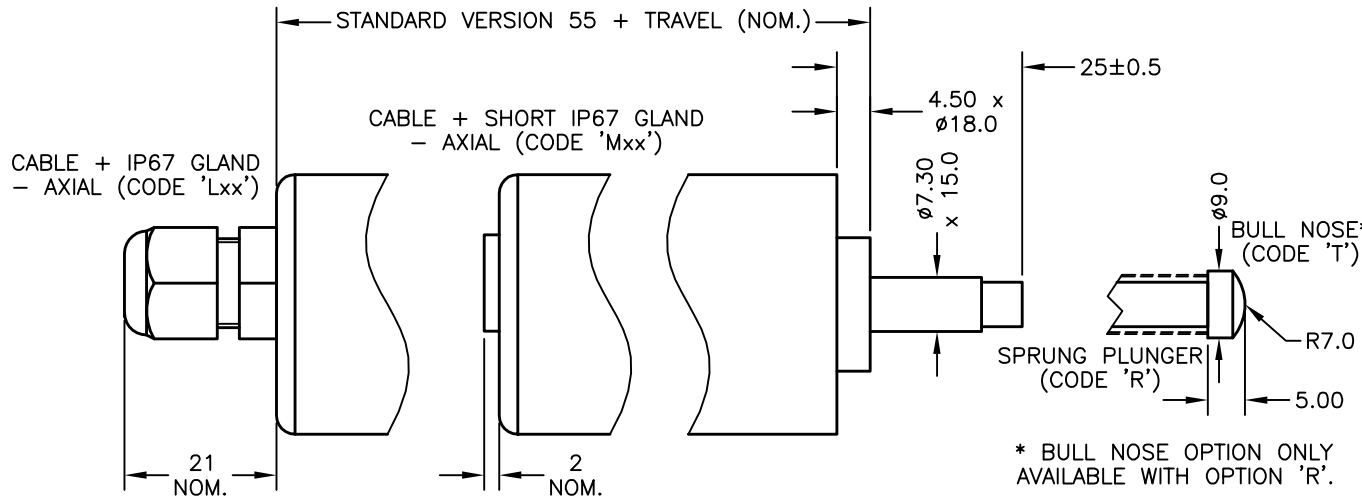
| CODES |
|-------|
| A |
| C |
| D |
| E |
| F |
| H |

ELECTRICAL OPTIONS/ SPECIFICATIONS

| SUPPLY | OUTPUT |
|--------------------------------------|--------------------------|
| A 5V ±1V | 0.5 TO 4.5V RATIO METRIC |
| C 13 TO 28V | 0.5 TO 9.5V |
| D ±15V NOM. (±13-28V) | ±10V |
| SUPPLY CURRENT 20mA MAX. | |
| E 18 TO 28V | 4 TO 20mA 2-WIRE |
| F 13 TO 28V | 4 TO 20mA 3-WIRE SINK |
| H 13 TO 28V | 4 TO 20mA 3-WIRE SOURCE |
| SINK VERSION OUTPUT COMPLIANCE 5-28V | |
| SOURCE VERSION DRIVE 300Ω MAX TO 0V | |



SYMMETRICAL FLANGE $\phi 60$ WITH 2 OFF 4.4 SLOTS $\pm 15^\circ$ ON 48.0 PCD.



* BULL NOSE OPTION ONLY AVAILABLE WITH OPTION 'R'.

CABLE LENGTH ORDERED IN cm.
 3-CORE SCREENED: 0.2mm², $\phi 4$ mm PUR JACKET
 4-CORE SCREENED: 0.2mm², $\phi 4.6$ mm PUR JACKET

CABLE/CONNECTOR CONNECTIONS;

| 3 CORE | 4 CORE | CONNECTOR | |
|--------|--------|-----------|--------|
| RED | RED | 1 | +Ve |
| BLACK | GREEN | 3 | 0V |
| | YELLOW | | -Ve |
| WHITE | BLUE | 2 | OUTPUT |
| SCREEN | SCREEN | 4 | BODY |


BODY MATERIAL:- STAINLESS STEEL.

FURTHER OPTIONS:
 BODY CLAMP/S CODE 'P'/'P2'
 FREE TARGET (CODE 'V')

| | | |
|---|--|-----|
| F | M4x0.7 WAS M2.5x0.5, BEARING BOBBIN END MODIFIED (RAN 136) | PDM |
| G | BULL NOSE COND'N NOTE MODIFIED | PDM |
| | | |
| | | |
| | | |

NOTE: SENSORS MADE WITH STANDARD MECHANICAL TRAVEL OF 10, 20, 30 & 50mm, ELECTRICAL OUTPUT CAN BE CALIBRATED AS REQUIRED IN THE NEAREST (LARGER) MECHANICAL TRAVEL.

DRAWINGS NOT TO BE CHANGED WITHOUT REFERENCE TO THE CHANGE PROCEDURE. CHANGES TO PARTS USED IN INTRINSICALLY SAFE PRODUCT MUST BE APPROVED BY THE AUTHORISED PERSON
 THIS IS AN UNCONTROLLED PRINT AND WILL NOT BE UPDATED.



| | | | | | |
|---------------------|----------|----------------|------------|---------|--------|
| F | 10/04/06 | | CHECKED BY | X | ±0.4 |
| G | 23/05/06 | | RDS | X.X | ±0.2 |
| | | | | X.XX | ±0.1 |
| | | | | DIMS | mm |
| DESCRIPTION | | | | | |
| LIPS 103 | | | | | |
| SHORT STROKE LINEAR | | | | | |
| SENSOR | | | | | |
| SCALE | 10mm | DRAWING NUMBER | | P103-11 | REV |
| | | | | | G |
| | | | | SHEET | 1 OF 1 |